

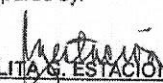



QUARTERLY PHYSICAL REPORT OF OPERATION
As of 31 MARCH 2017

BAR No. 1

Department : DOTC
 AGENCY/OFFICE : OFFICE FOR TRANSPORTATION SECURITY
 Operating Unit :
 Organizational Code (UACS) : 23 005 00 00000

X	Current Year Appropriations
	Supplemental Appropriations
	Continuing Appropriations
	Off-Budget Account

Particulars	UACS CODE	Physical Target					Physical Accomplishment					Variance as of 31 March 2017	Remarks
		1st QTR	2nd QTR	3rd QTR	4th QTR	Total	1st QTR	2nd QTR	3rd QTR	4th QTR	Total		
Part A		3	4	5	6	7=(3+4+5+6)	8	9	10	11	12=(8+9+10+11)	(5)	(6)
I. Operations													
MFO 1:													
TRANSPORT SECURITY ADVISORY AND SUPPORT SERVICES	301000000												
ADVISORY SERVICES													
Number of alert advisories issued		9	9	9	9	36	9	-	-	-	9	-27	
Number of information received & processed as a % of alert advisories		96	96	96	96	384	120	-	-	-	120	-264	
% of information received & processed within 24 hours						100%	100%				100%		
TRAINING AND SUPPORT SERVICES													
Number of security personnel trained and certified		200	250	250	191	891	185	-	-	-	185	-706	
% of trainees who rate the training or support as good or better						90%	90%				90%		
% of security training completed within prescribed POI						100%	100%				100%		
% of training programs that commence within five minutes of scheduled start time						100%	100%				100%		
Number of security screening checkpoints manned		44	45	44	45	178	178	-	-	-	178	0	
% of security screening checkpoints unmanned						10%	0%				0%		
% of security screening checkpoints operational within 72 hours						90%	100%				100%		

MFO 2:													
TRANSPORT SECURITY REGULATIONS SERVICES		302000000											
APPLICATION REVIEW													
Number of security plans and programs reviewed and acted upon		221	221	221	221	884	19	-	-	-	19	-865	
Number of compliance certificate application acted upon		187	187	187	187	748	11	-	-	-	11	-737	
% of transport facilities with approved security plans and programs that had recorded security violations in the last three years						5%	0%				0%		
% of compliance certificate applications acted upon within five working days						90%	100%				100%		
MONITORING													
Number of site inspections and audit/verification conducted		90	110	111	112	423	35	-	-	-	35	-388	
Number of facilities with approved security plans and programs that had two or more recorded security breaches in the last three years						17	-	-	-	-	-		
% of terminals and transport related facilities subjected to two or more scheduled inspections in the last three years						1%	1%				1%		
TRANSPORT SECURITY POLICY													
Number of security policies, plans and programs formulated and updated		-	1	1	1	3	6				6	3	
Average of % of clients who rate the security policies as satisfactory or better						33%	100%	-	-	-	100%		
% of policies updated over the last three years						50%	28%				28%		
II. Projects													
Target 1													
III. Automatic Appropriations													
Special Account in the General Fund (Please specify)													
MFO 1													
Part B													
Major Programs/Projects													
KRA No. 1 -Anti-Corruption, Transparent, Accountable and Participatory Governance													
Program Budgeting: Education Program													
Other Major Programs and Projects													
Prepared by:	In coordination with:	Noted by:				Approved by:							
 LOLITA S. ESTACION Planning Officer	 JEFFREY A. RINUELA Budget Officer	 CECILIA F. UMENGAN Chief Administrative Officer				 USEC ARTURO M. EVANGELISTA Administrator							
Date:	Date:	Date:				Date:							