


Particulars	UACS CODE	Appropriations			Allocations					Current Year Obligations					Current Year Disbursements					Balances		Unpaid Obligations	
		Authorized Appropriation	Adjustment (Transfer To/From Reassignment)	Adjusted Appropriation	Amount Received	Adjustment (Withdrawal, Reassignment)	Transfer To	Transfer From	Adjusted Total Allocations	1st Quarter Ending 31-Mar	2nd Quarter Ending 30-Jun	3rd Quarter Ending 30-Sep	4th Quarter Ending 31-Dec	Total	1st Quarter Ending 31-Mar	2nd Quarter Ending 30-Jun	3rd Quarter Ending 30-Sep	4th Quarter Ending 31-Dec	Total	Unencumbered Appropriations	Unassigned Amount	(16-20)-(21-24)	
		3	4	5=(3+4)	6	7	8	9	10=(6+(1))-(7-8+9)	11	12	13	14	15=(11+12+13+14)	16	17	18	19	20=(16+17+18+19)	21=(5-10)	22=(10-18)	23	24
Sub-Total, Special Purpose Fund																							
PS																							
MOOE																							
CO																							
GRAND TOTAL																							
PS		25,840			25,840				25,840	5,157	5,414	4,170		14,741	5,137	5,434	4,170		14,741		11,099		
MOOE		33,644			33,644				33,644	7,140	3,420	2,563		13,123	7,066	3,096	2,970		13,151		20,521	(28)	
CO																							
Recapitulation by MFO:																							
MFO 1		10,069			10,069					2,166	1,733	1,299		5,198	2,154	1,694			3,847				
MFO 2		20,554			20,554					4,539	3,284	2,440		10,233	4,510	3,140			7,650				
OF WHICH:																							
Major Programs/Projects																							
KRA No. 1 - Anti-Corruption, Transparent, Accountable and Participatory Governance																							
Program Budgeting: MPP																							
Other Major Programs and Projects and monitored by the President through PMS																							
PAP																							

<p>Certified Correct:</p>  <p>JEFFREY PINUELA OIC, Budget Officer Date: October 17, 2014</p>	<p>Certified Correct:</p>  <p>CECILIA F. UMENGAN Chief Accountant Date:</p>	<p>Recommending Approval:</p>  <p>MARIA DELIA S. PRESQUITO Asst. Administrator, Admin & Finance Bureau Date:</p>	<p>Approved By:</p>  <p>ASSEC ROBERTO C. VILLANUEVA Officer in Charge-OTS Date: 9 Dec 14</p>
--	--	---	---

STATEMENT OF APPROPRIATIONS, ALLOTMENTS, OBLIGATIONS, DISBURSEMENTS AND BALANCES
As of the Quarter Ending September 30, 2014

FAR No. 1

Department of Transportation and Communications
Office for Transportation Security
152

	Current Year Appropriations
	Continuing Appropriations
	Supplemental Appropriations

Particulars	UACS CODE	Appropriations			Allotments					Current Year Obligations					Current Year Disbursements				Balances				
		Authorized Appropriation	Adjustment (Transfer To/From Reassignment)	Adjusted Appropriation	Allotment Received	Adjustment (Withdrawal, Reassignment)	Transfer To	Transfer From	Adjusted Total Allotments	1st Quarter Ending	2nd Quarter Ending	3rd Quarter Ending	4th Quarter Ending	Total	1st Quarter Ending	2nd Quarter Ending	3rd Quarter Ending	4th Quarter Ending	Total	Unreleased Appropriations	Unobligated Allotment	Unpaid Obligations (18-20)-(23+24)	(18-20)-(23+24)
		3	4	5=(3+4)	6	7	8	9	10=(6+(1))7-8+9)	11	12	13	14	15=(11+12+13+14)	16	17	18	19	20=(16+17+18+19)	21=(5-10)	22=(10-15)	23	24
I. AGENCY SPECIFIC BUDGET																							
GENERAL ADMINISTRATION AND SUPPORT																							
General Administration and Supervision																							
PAP																							
Personnel Services		161,793			161,793				161,793	42,263	44,282	38,364		124,909	42,203	44,333	38,362		124,898		36,884	11	
Maintenance & Other Operating Expenses		108,640			108,640				108,640	18,076	13,411	14,327		42,814	14,906	13,494	14,040		42,440		68,626	374	
Capital Outlay		29,491			29,491				29,491		24,689	606		25,295		24,689	606		25,295		4,196	-	
Support to Operations																							
Operations																							
MFO 1 - Transport Security Advisory & Support Services																							
PAP																							
PS		180,679			180,679				180,679	47,196	49,461	42,842		139,489	47,129	49,508	42,839		139,476		41,190	13	
MOOE		38,581			38,581				38,581	5,354	4,762	5,068		15,204	5,293	4,782	4,986		15,072		23,377	133	
CO																							
MFO 2 - Transport Security Regulatory Services																							
PAP																							
PS		6,238			6,238				6,238	1,629	1,707	1,479		4,816	1,627	1,709	1,479		4,815		1,422	0	
MOOE		3,663			3,663				3,663	494	440	470		1,404	489	443	460		1,391		2,159	13	
CO																							
Sub-Total, Agency Specific Budget																							
PS		348,710			348,710				348,710	91,088	95,441	82,685		269,214	90,959	95,550	82,680		269,189		79,496	26	
MOOE		150,784			150,784				150,784	20,924	18,613	19,885		59,422	20,688	18,729	19,467		58,904		91,362	518	
CO		29,491			29,491				29,491		24,689	606		25,295		24,689	606		25,295		4,196	-	
II. AUTOMATIC APPROPRIATIONS																							
Retirement & Life Insurance Premium (RLIP)																							
Special Account in the General Fund																							
Total, Automatic Appropriations																							
PS																							
MOOE																							
CO																							
PRIOR YEAR'S BUDGET/CONTINUING APPROPRIATIONS																							
PS		360			360				360			187		187			187		187		173	-	
MOOE																							
CO																							
Sub-Total, Continuing Appropriations		360			360				360			187		187			187		187		173	-	


Particulars	UACS CODE	Appropriations			Allotments					Current Year Obligations					Current Year Disbursements					Balances			
		Authorized Appropriation	Adjustment (Transfer To/From Reassignment)	Adjusted Appropriation	Allotment Received	Adjustment (Withdrawal, Reassignment)	Transfer To	Transfer From	Adjusted Total Allotments	1st Quarter Ending 31-Mar	2nd Quarter Ending 30-Jun	3rd Quarter Ending 30-Sep	4th Quarter Ending 31-Dec	Total	1st Quarter Ending 31-Mar	2nd Quarter Ending 30-Jun	3rd Quarter Ending 30-Sep	4th Quarter Ending 31-Dec	Total	Unreleased Appropriations	Unexpended Allotment	Unpaid Obligations (10-31)-(20+04)	(10-31)-(20+04)
1	2	3	4	5=(3+4)	6	7	8	9	10=(8+(1)(7)-(9+8))	11	12	13	14	15=(11+12+13+14)	16	17	18	19	20=(16+17+18+19)	21=(5-10)	22=(10-15)	23	24
III. SPECIAL PURPOSE FUND																							
Miscellaneous Personnel Benefits Fund - PS																							
Pension and Gratuity Fund/ Retirement Benefits Fund PS																							
Sub-Total, Special Purpose Fund																							
PS																							
MOOE																							
CO																							
AND TOTAL																							
PS																							
MOOE																							
CO																							
Recapitulation by MFO:																							
MFO 1																							
MFO 2																							
OF WHICH:																							
Major Programs/Projects																							
KRA No. 1 - Anti-Corruption, Transparent, Accountable and Participatory Governance																							
Program Budgeting:																							
MPP																							
Other Major Programs and Projects and monitored by the President through PMS																							
PAP																							


Certified Correct:


Certified Correct:


Recommending Approval:

Approved By:


FREY ANNUELA
 OIC, Budget Officer
 Date: October 17, 2014


CECILIA F. UMENGAN
 Chief Accountant
 Date:


MARIA DELIA S. PRESQUITO
 Asst. Administrator, Admin & Finance Bureau
 Date:


ASSEC ROBERTO C. VILLANUEVA
 Officer in Charge-OTS
 Date: 9 Dec 14

SUMMARY OF APPROPRIATIONS, ALLOTMENTS, OBLIGATIONS, DISBURSEMENTS AND BALANCES BY OBJECT OF EXPENDITURES
As of the Quarter Ending September 30, 2014

DEPARTMENT OF TRANSPORTATION AND COMMUNICATIONS
OFFICE FOR TRANSPORTATION SECURITY
FUND 101


Current Year Appropriations
Continuing Appropriations
Supplemental Appropriations

Particulars	UACS CODE	Appropriations			Allotments			Current Year Obligations					Current Year Disbursements					Balances		Unpaid Obligations				
		Authorized Appropriation	Adjustment (Transfer To/From Realignment)	Adjusted Appropriation	Allotment Received	Adjustment (Withdrawal, Realignment)	Transfer To	Transfer From	Adjusted Total Allotments	1st Quarter Ending 31-Mar	2nd Quarter Ending 30-Jun	3rd Quarter Ending 30-Sep	4th Quarter Ending 31-Dec	Total	1st Quarter Ending 31-Mar	2nd Quarter Ending 30-Jun	3rd Quarter Ending 30-Sep	4th Quarter Ending 31-Dec	Total	Unexpended Appropriation	Unobligated Allotment	(-18-20)+(-23+24)		
		3	4	5=(3+4)	6	7	8	9	10=(6+(11)+7)-8+9	11	12	13	14	15=(11+12+13+14)	16	17	18	19	20=(16+17+18+19)	21=(5-10)	22=(10-15)	23	24	
SUMMARY																								
A. AGENCY SPECIFIC BUDGET																								
PERSONNEL SERVICES																								
SALARIES AND WAGES																								
B salaries and Wages Permanent Position	50101010									3,542	3,287	3,283		10,072	3,542	3,267	3,263		10,072					
OTHER COMPENSATION																								
Personnel Economic Relief Assistance (PERA)	50102010									171	169	161		491	171	169	161		491					
Additional Compensation (ADCOM)																								
Representation Allowance (RA)	50102020									169	266	211		646	149	286	211		646					
Travel Allowance (TA)	50102030									94	128	94		316	94	128	94		316					
Mid-Year and Year End Bonus	50102140											491		491		491			491					
Cash Gift	50102150											60		60		60			60					
Uniform and Clothing Allowance	50102040									120				120	120				120					
Productivity Incentive Allowance	50102060									62				62	62				62					
Other Bonuses and Allowances (PBB)	50102990																							
PERSONNEL BENEFIT CONTRIBUTION																								
Life and Retirement Insurance Contribution	50104020									425	380	396		1,201	425	380	396		1,201					
Pag Ibig Contribution	50103020									8.4	8	8		24	8.4	8	8		24					
Philhealth Contribution	50103030									31	28	29		88	31	28	29		88					
OTHER PERSONNEL BENEFIT CONTRIBUTION																								
Terminal Leave Benefits	50104030									536	619			1,155	536	619			1,155					
Other Personnel Benefits (ECIP)	50104990									8.4	8	8		24	8.4	8	8		24					
TOTAL PERSONNEL SERVICES	50100000	25,840		25,840	25,840					25,840	5,157	5,414	4,170	-	14,741	5,137	5,434	4,170	-	14,741		11,099		
MAINTENANCE AND OTHER OPERATING EXPENSES																								
Travelling Expenses																								
Traveling Expenses - Local	50201010									628	283	105		1,013	622	286	105		1,013					
Traveling Expenses - Foreign	50201020									266	165	632		1,063	266	165	632		1,063					
Training and Scholarship Expenses																								
Training Expenses	50202010									79	179	238		496	71	183	242		496					
Supplies and Materials Expenses																								
Supplies Expense	50203010											4	26	29			4	26	29					
Animal and Zoological Supplies													22	22			22		22					
Medical, Dental and Laboratory Supplies	50203080																							
Gasoline Oil and Lubricant Expenses	50203090																							
Military and Police Supplies Expense																								
Other Supplies Expense	50203990									60	14	142		216	60	14	142		216					
Utility Expenses																								
Water Expenses	50204010																							
Electric Expenses	50204020									176				176	176				176					
Communication Expenses																								
Postage and Deliveries	50206010																							
Telephone Expense Landline & Mobile	50206020									32				32	60	*(162 FUNDED/101 RC)		60					(28)	
Internet Expenses	50206030																							
Cable Expenses	50206040																							
Awards and Rewards	50206010									30				30	30				30					
Advertising Expenses	50206010																							


Particulars	UACS CODE	Appropriations			Allotments					Current Year Obligations					Current Year Disbursements					Balances			
		Authorized Appropriation	Adjustment (Transfer To/From Realignment)	Adjusted Appropriation	Allotment Received	Adjustment (Withdrawal, Realignment)	Transfer To	Transfer From	Adjusted Total Allotments	1st Quarter	2nd Quarter	3rd Quarter	4th Quarter	Total	1st Quarter	2nd Quarter	3rd Quarter	4th Quarter	Total	Unreleased Appropriations	Unobligated Allotment	Unpaid Obligations (-15-20)=(23+24)	
										Ending 31-Mar	Ending 30-Jun	Ending 30-Sep	Ending 31-Dec	15=(11+12+13+14)	Ending 31-Mar	Ending 30-Jun	Ending 30-Sep	Ending 41,639	20=(16+17+18+19)			21=(6-10)	22=(10-16)
1	2	3	4	5=(3+4)	6	7	8	9	10=(8+(11)7-8+9)	11	12	13	14	15=(11+12+13+14)	16	17	18	19	20=(16+17+18+19)	21=(6-10)	22=(10-16)	23	24
Printing Expenses	50290020									17				17	17				17			-	-
Rental Expenses	50290060													-					-			-	-
Representation Expense	50290030									436	122	327		885	436	122	327		885			-	-
Transportation and Delivery Expenses	50290040									2		1		3	2		1		3			-	-
Subscription Expenses	50290070											1		1			1		1			-	-
Professional Services														-					-			-	-
Legal Services														-					-			-	-
Auditing Services														-					-			-	-
Consultancy/ Technical Services														-					-			-	-
Environment/Sanitary Expenses														-					-			-	-
General Services	50290070									165				165	167	8			165			-	-
Janitorial Services	50212020									57				57	57				57			-	-
Other Professional Services	50211990									1,645	2,140	622		4,407	1,620	1,931	856		4,407			-	-
Security Services	50212020													-					-			-	-
RM- Land Maintenance														-					-			-	-
RM- Improvements														-					-			-	-
RM- Runways/Taxiways														-					-			-	-
RM- Railways														-					-			-	-
RM-Electrification/Power and Energy Structures														-					-			-	-
RM-Buildings														-					-			-	-
RM - Office Building														-					-			-	-
RM-Other Structures														-					-			-	-
RM-Leasehold Improvements														-					-			-	-
RM-Leasehold Improvements, Land														-					-			-	-
RM-Leasehold Improvements, Buildings	50213090									334	109	2		445	295	20	130		445			-	-
RM-Other Leasehold Improvements														-					-			-	-
RM-Office Equipment, Furniture and Fixtures														-					-			-	-
R & M Office Equipment, Furniture and Fixtures	50213060									7				7	7				7			-	-
RM-Furniture and Fixtures														-					-			-	-
RM-IT Equipment and Software														-					-			-	-
RM-Machinery and Equipment														-					-			-	-
RM-Machinery and Equipment														-					-			-	-
RM-Airport Equipment														-					-			-	-
RM-Communication Equipment														-					-			-	-
RM-Medical, Dental and Laboratory Equipment														-					-			-	-
RM-Military and Police Equipment														-					-			-	-
RM-Technical and Scientific Equipment														-					-			-	-
RM-Aircraft Machinery Equipment														-					-			-	-
RM-Transportation Equipment														-					-			-	-
R M- Motor Vehicle	50213060											17		17			17		17			-	-
RM-Other Transportation Equipment														-					-			-	-
RM-Other Property, Plant and Equipment														-					-			-	-
Confidential, Intelligence, Extraordinary and Miscellaneous Expenses														-					-			-	-
Confidential Expenses	50210620									3,000				3,000	3,000				3,000			-	-
Extraordinary and Miscellaneous Expenses	50201030									84	186	126		396	84	186	126		396			-	-
Taxes, Insurance Premiums & Other Taxes														-					-			-	-
Fidelity Bond Premium	50215020									54	53	99		206	54	53	99		206			-	-
Insurance Premium	50215030													-					-			-	-
Other MOOE	50299990									31	188	204		400	31	124	245		400			-	-
Petty Cash Fund	10101020									80				80	80				80			-	-
TOTAL MAINTENANCE AND OTHER OPERATING EXPENSES	50200000	29,885		29,885	29,885				29,885	7,140	3,420	2,563	-	13,123	7,085	3,096	2,970	-	13,151		16,762	(28)	
CONTINUING APPROPRIATIONS MOOE	50200000	3,759		3,759	3,759				3,759												3,759		

Particulars	UACB CODE	Appropriations			Allotments					Current Year Obligations					Current Year Disbursements					Balances			
		Authorized Appropriation	Adjustment (Transfer To/From Realignment)	Adjusted Appropriation	Allotment Received	Adjustment (Withdrawal, Realignment)	Transfer To	Transfer From	Adjusted Total Allotments	1st Quarter Ending 31-Mar	2nd Quarter Ending 30-Jun	3rd Quarter Ending 30-Sep	4th Quarter Ending 31-Dec	Total	1st Quarter Ending 31-Mar	2nd Quarter Ending 30-Jun	3rd Quarter Ending 30-Sep	4th Quarter Ending 31-Dec	Total	Unreleased Appropriations	Unobligated Allotment	Un paid Obligations (15-20)-(23+24)	
1	2	3	4	5=(3+4)	6	7	8	9	10=(8+(11/7-8+9))	11	12	13	14	15=(11+12+13+14)	16	17	18	19	20=(16+17+18+19)	21=(8-10)	22=(10-16)	23	24
FINANCIAL EXPENSES																							
CAPITAL OUTLAYS																							
B. AUTOMATIC APPROPRIATIONS																							
C. SPECIAL PURPOSE FUNDS																							
GRAND TOTAL		59,484		59,484	59,484				59,484	12,297	8,834	6,733	-	27,864	12,222	8,630		-	27,892		31,620	(28)	


Certified Correct:


 JEFFREY A. PINUELA
 OIC, Budget Officer
 Date: October 17, 2014


Certified Correct:


 CECILIA F. UMENGAN
 Chief Accountant
 Date:

Recommending Approval:


 MARIA DELIA S. PRESQUITO
 Asst. Administrator, Admin & Finance Bureau
 Date:

Approved By:


 ASSEC ROBERTO C. VILLANUEVA
 Officer in Charge-OTS
 Date: 9 Oct 14

SUMMARY OF APPROPRIATIONS, ALLOTMENTS, OBLIGATIONS, DISBURSEMENTS AND BALANCES BY OBJECT OF EXPENDITURES
As of the Quarter Ending September 30, 2014

DEPARTMENT OF TRANSPORTATION AND COMMUNICATIONS
OFFICE FOR TRANSPORTATION SECURITY
FUND 162


Current Year Appropriations
Continuing Appropriations
Supplemental Appropriations

Particulars	UACS CODE	Appropriations			Allotments			Current Year Obligations					Current Year Disbursements					Balances																												
		Authorized Appropriation	Adjustment (Transfer (To)/From Realignment)	Adjusted Appropriation	Allotment Received	Adjustment (Withdrawal, Realignment)	Transfer To	Transfer From	Adjusted Total Allotments	1st Quarter Ending	2nd Quarter Ending	3rd Quarter Ending	4th Quarter Ending	Total	1st Quarter Ending	2nd Quarter Ending	3rd Quarter Ending	4th Quarter Ending	Total	Unexpended Appropriations	Unobligated Allotments	In paid Obligations (20)-(23+24)																								
										31-Mar	30-Jun	30-Sep	31-Dec		15-(11+12+13+14)	31-Mar	30-Jun	30-Sep				31-Dec	20-(16+17+18+19)	23	24																					
1	2	3	4	5=(3+4)	6	7	8	9	10-(8+(11)7-8+9)	11	12	13	14	15	16	17	18	19	20	21=(5-10)	22=(10-18)	23	24																							
SUMMARY																																														
A AGENCY SPECIFIC BUDGET																																														
PERSONNEL SERVICES																																														
SALARIES AND WAGES																																														
Permanent Position	50101010										29,591	29,103	29,298		87,992	29,491	28,203	28,295					87,989	3																						
Contractual Position	50101020										32,946	33,160	34,262		100,348	32,944	33,162	34,262					100,348	-																						
OTHER COMPENSATION																																														
Personal Economic Relief assistance (PERA)	50102010										9,257	9,124	9,393		27,774	9,230	9,151	9,391					27,772	2																						
Personal Compensation (ADCOM)																																														
Representation Allowance	50102020										48	86	82		216	48	76	82					176	10																						
Transportation Allowance	50102030										30	49	24		103	30	39	24					93	10																						
Mid Year and Year End Bonus	50102140											10,234			10,234		10,234						10,234	-																						
Cash Gift	50102150											3,795			3,795		3,795						3,795	-																						
Uniform and Clothing Allowance	50102040										7,610				7,610	7,610							7,610	-																						
Subsistence Allowance	50102060										26				26	26							26	-																						
Laundry Allowance	50102080																							-																						
Productivity Incentive Allowance	50102090										1,912				1,912	1,912							1,912	-																						
Other Bonuses and Allowances	50102990																							-																						
Hazard Pay	50102110										73				73	73							73	-																						
Overtime & Night Pay	50102130												8		8			8					8	-																						
PERSONNEL BENEFIT CONTRIBUTION																																														
Life and Retirement Insurance Contribution	50103010										7,500	7,497	7,683		22,680	7,500	7,497	7,683					22,680	-																						
Pag Ibig Contribution	50103020										466	457	476		1,399	466	457	476					1,396	-																						
Philhealth Contribution	50103030										747	738	762		2,247	747	738	762					2,247	-																						
OTHER PERSONNEL BENEFIT CONTRIBUTION																																														
Terminal Leave Benefits	50104030										418	829	366		1,600	418	829	366					1,600	-																						
Other Personnel Benefits (ECIP)	50104990										467	390	363		1,230	467	390	363					1,230	-																						
TOTAL PERSONNEL SERVICES	50100000	346,710		346,710	346,710				346,710		91,066	95,441	82,685		269,214	90,959	95,650	82,680				296,189	79,496	25																						
MAINTENANCE AND OTHER OPERATING EXPENSES																																														
Travelling Expenses																																														
Travelling Expenses Local	50201010										978	1,642	1,061		3,669	973	1,646	1,028					3,646	23																						
Travelling Expenses Foreign	50201020										608		180		688	608		180					688	-																						
Traveling and Scholarship Expenses																								-																						
Supplies Expenses	50202010										206	610	696		1,411	206	610	696					1,411	-																						
Supplies and Materials Expenses																																														
Office Supplies Expense	50203010										2,364	1,477	837		4,678	2,363	1,488	837					4,678	-																						
Animal and Zoological Supplies	50203120											829	703		1,532		829	703					1,532	-																						
Gasoline Oil and Lubricant Expenses	50203990										795	1,764	1,902		4,361	792	1,767	1,782					4,331	20																						
Military and Police Supplies Expense	50203010											326			326		326						326	-																						
Other Supplies Expense	50203610										26	438	1,566		2,030	26	438	1,540					2,004	26																						
Utility Expenses																																														
Water Expenses	50204010										264	372	668		1,484	264	372	668					1,484	-																						
Electric Expenses	50204020										386	1,049	2,041		3,466	386	1,049	2,041					3,466	-																						
Communication Expenses																																														
Postage and Deliveries	50206010										60	33	46		129	2	61	46					129	-																						
Telephone Expense Landline & Mobile	50206020										246	290	388		932	246	290	388					932	-																						
Internet Expenses	50206030											10	120		130		10	120					130	-																						
Cable Expenses	50206040										1,5	3	9		13,5	1,5	3	9					14	-																						
Advertising Expenses																																														
Printing Expenses	50208020										96		46		142	96		46					142	-																						
Rental Expenses	50208090										943	943	629		2,615	943	943	629					2,615	-																						
Representation Expense	50208080										67	128	264		447	67	132	264					447	-																						
Transportation and Delivery Expenses	50209040										365	40	66		461	365	40	66					461	-																						
Subscription Expenses	50209070										28	17	26		70	19	26	26					70	-																						


Particulars	UACS CODE	Appropriations			Allotments						Current Year Obligations					Current Year Disbursements					Balances		
		Authorized Appropriation	Adjustment (Transfer To/From Reassignment)	Adjusted Appropriation	Allotment Received	Adjustment (Withdrawal, Reassignment)	Transfer To	Transfer From	Adjusted Total Allotments	1st Quarter Ending	2nd Quarter Ending	3rd Quarter Ending	4th Quarter Ending	Total	1st Quarter Ending	2nd Quarter Ending	3rd Quarter Ending	4th Quarter Ending	Total	Unobligated Appropriations	Unobligated Allotment	Unpaid Obligations (23+24)	
										31-Mar	30-Jun	30-Sep	31-Dec		31-Mar	30-Jun	30-Sep	31-Dec				20-(18+17+18+19)	21-(10-15)
1	2	3	4	5=(3+4)	6	7	8	9	10=(6+(1)7-8+9)	11	12	13	14	15=(11+12+13+14)	16	17	18	19	20=(18+17+18+19)	21=(5-10)	22=(10-15)	23	24
Professional Services																							
Legal Services	50211010																						
Consultancy/ Technical Services	50211030																						
General Services	50212000																						
Janitorial Services	50212020									845	2,038	5,478		8,361	830	2,082	5,281					227	
Other professional services	50211990									229	329	329		887	229	329	329						
Security Services	50212030									80	80	915		1,035	80	80	813						102
Repair and Maintenance										242	242	605		1,089	242	121	605						121
Land Improvements																							
Runways/Taxiways																							
Runways																							
Electrification/Power and Energy Structures																							
Buildings																							
Office Building																							
Other Structures																							
Leasehold Improvements																							
Leasehold Improvements, Land																							
Leasehold Improvements, Buildings	50213090									132	96	27		254	132	96	27						
Other Leasehold Improvements																							
Office Equipment, Furniture and Fixtures																							
Office Equipment, Furniture and Fixtures																							
Furniture and Fixtures																							
Equipment and Software																							
Machinery and Equipment																							
Machinery and Equipment																							
Airport Equipment																							
Communication Equipment																							
Medical, Dental and Laboratory Equipment																							
Military and Police Equipment																							
Technical and Scientific Equipment	50213050																						
Other Machinery Equipment																							
Transportation Equipment																							
Motor Vehicle	50213060									301	181	50		512	301	181	50						
Other Transportation Equipment																							
Other Property, Plant and Equipment																							
Confidential, Intelligence Extraordinary and Miscellaneous Expenses																							
Confidential Expenses	50210010																						
Extraordinary and Miscellaneous Expenses	50201030									18	46	33		97	18	46	33						
Taxes, Insurance Premiums and Other Fees																							
Fidelity Bond Premium	50215020									2	5	3		10	2	5	3						
Insurance Expenses	50215030									0.5		7		7.5		0.5	7						
MOOE	50299990									11,825	384	1,153		13,062	11,382	527	1,153						
Special Fund	10101020									290		50		340	290		50						
MAINTENANCE AND OTHER OPERATING EXPENSES	50200000	150,784		150,784	150,784					150,784	20,924	18,613	19,885	59,422	20,888	18,729	19,487					518	
CONTINUING APPROPRIATIONS MOOE	50200000																						
Personnel Services																							
Maintenance & Other Operating Expenses																							
Traveling Expenses Local	50201010																						
Financial Expenses																							
Capital Outlays																							
Special Purpose Fund																							
TOTAL CONTINUING APPROPRIATIONS MOOE		360		360	360					360		187		187			187					173	
FINANCIAL EXPENSES																							
CAPITAL OUTLAYS																							
Office Equipment, Furniture and Fixtures																							
Office Equipment	1000020																						
Furniture and Fixtures	10007010																						

Particulars	UACS CODE	Appropriations			Allotments					Current Year Obligations					Current Year Disbursements					Balances			
		Authorized Appropriation	Adjustment (Transfer To/From Realignment)	Adjusted Appropriation	Allotment Received	Adjustment (Withdrawal, Realignment)	Transfer To	Transfer From	Adjusted Total Allotments	1st Quarter Ending	2nd Quarter Ending	3rd Quarter Ending	4th Quarter Ending	Total	1st Quarter Ending	2nd Quarter Ending	3rd Quarter Ending	4th Quarter Ending	Total	Unreleased Appropriations	Unallotted Allotment	Unpaid Obligations (19)	
										31-Mar	30-Jun	30-Sep	31-Dec		31-Mar	30-Jun	30-Sep	31-Dec				20-(16+17+18+19)	21-(8-10)
1	2	3	4	5=(3+4)	6	7	8	9	10=(8+ (11/7)-8+9)	11	12	13	14	15=(11+12+13+14)	16	17	18	19	20=(16+17+18+19)	21=(5-10)	22=(10-15)	23	24
Communication Equipment												328		328			328		328				
Machinery and Equipment																							
Technical and Scientific Equipment	10005140										23,322	68		23,390		23,322	68		23,390				
Other Machinery and Equipment	10005990										68			68		68			68				
Transportation and Equipment																							
Motor Vehicles	10006910										907			907		907			907				
B. AUTOMATIC APPROPRIATIONS																							
C. SPECIAL PURPOSE FUNDS																							
TOTAL CAPITAL OUTLAY		26,481		26,481	26,481				26,481		24,689	606		25,295		24,689	606		25,295		4,196		
GRAND TOTAL		629,346		629,346	629,346				629,346	112,012	138,743	103,363		354,118	111,647	138,968	102,960		353,675		176,227	843	


Certified Correct:


 JEFFREY A. RINUELA
 OIC, Budget Officer
 Date: October 17, 2014


Certified Correct:


 CECILIA F. UMENGAN
 Chief Accountant
 Date:

Recommending Approval:


 MARIA DELIA S. PRESQUITO
 Asst. Administrator, Admin & Finance Bureau
 Date:

Approved By:


 ASSEC ROBERTO C. VILLANUEVA
 Officer in Charge-OTS
 Date: 9 OCT 14